



02M600 - The High School of Fashion Industries

R Chavez Gaffney

Grades 6-12
2024-25 Student Perception Survey



Report created by
Panorama Education



Summary

Topic Description	Results	Comparison
Classroom Climate Perceptions of the overall social and learning climate of the classroom.	91%	86% O2M600 - The High School of Fashion...
Classroom Engagement How attentive and invested students are in class.	68%	51% O2M600 - The High School of Fashion...
Pedagogical Effectiveness Students' perceptions of the quality of teaching and amount of learning they experience from a particular teacher.	90%	80% O2M600 - The High School of Fashion...
Rigorous Expectations How much students feel that a specific teacher holds them to high expectations around effort, understanding, persistence and performance in class.	79%	81% O2M600 - The High School of Fashion...
Shared and Inclusive Curriculum Perceptions of how diverse and inclusive the content is for the particular course.	66%	53% O2M600 - The High School of Fashion...
Teacher-Student Relationships How strong the social connection is between teachers and students within and beyond the classroom.	76%	74% O2M600 - The High School of Fashion...

24 responses



Classroom Climate

Your average

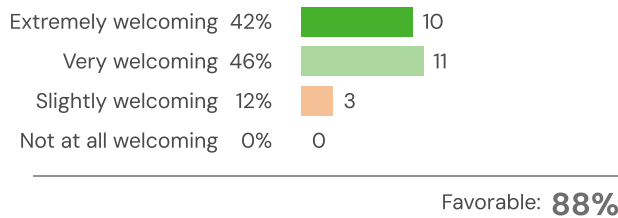
91%

24 responses

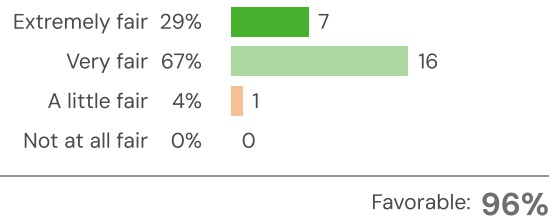
School average: **86%** O2M600 - The High School of Fashion Industries

How did people respond?

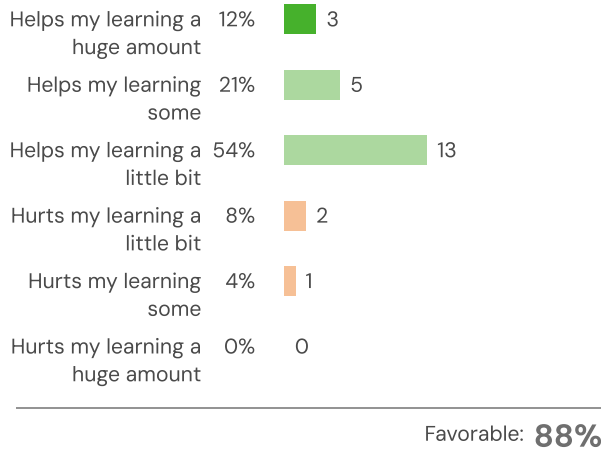
Q.1: How welcoming does this teacher make the classroom?



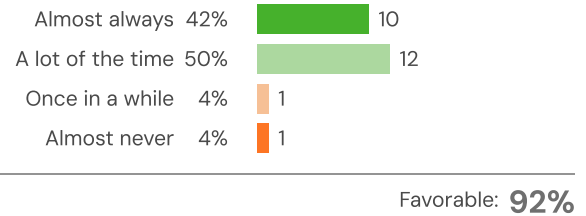
Q.2: How fair are the rules for the students in this class?



Q.3: In this class, how much does the behavior of other students hurt or help your learning?



Q.4: How often does your teacher seem excited to be teaching your class?





Classroom Engagement

Your average

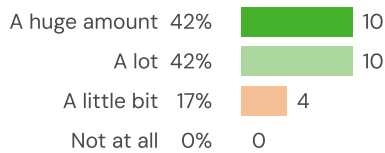
68%

24 responses

School average: **51%** O2M600 - The High School of Fashion Industries

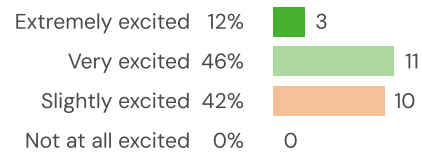
How did people respond?

Q.1: How much do you look forward to learning in this class?



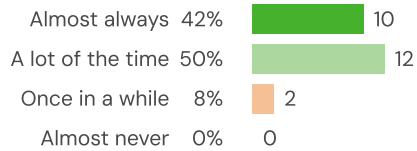
Favorable: **83%**

Q.2: In this class, how excited are you to participate?



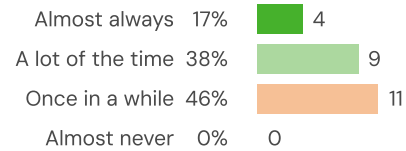
Favorable: **58%**

Q.3: How often do you get so focused on learning during class activities that you lose track of time?



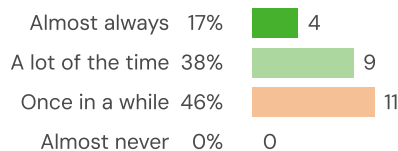
Favorable: **92%**

Q.4: When you are not in class, how often do you talk about ideas from class?



Favorable: **54%**

Q.5: How often do you use ideas from this class in your daily life?



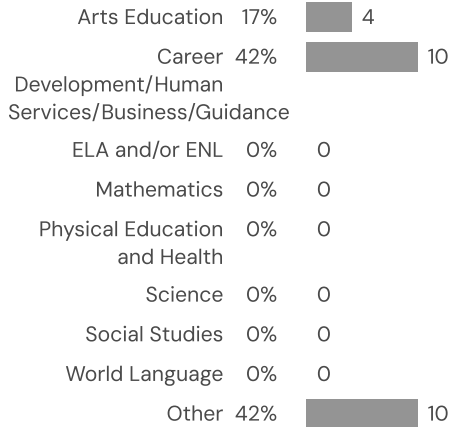
Favorable: **54%**



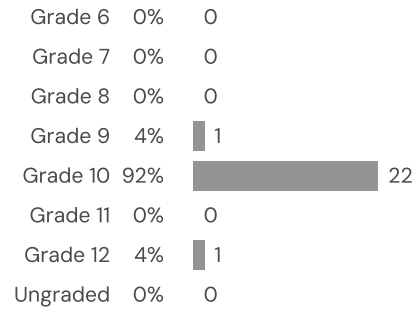
Demographics

How did people respond?


Q.1: What subject does this teacher teach you?



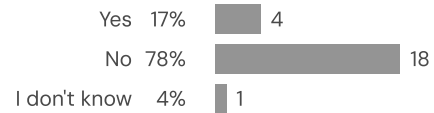
Q.2: What grade are you in?



Q.3: Which of the following best describes your race/ethnicity? Select one.

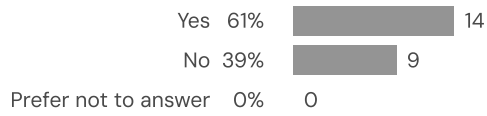


Q.4: Do you receive help from a support teacher (for example: speech or resource teacher) at school?

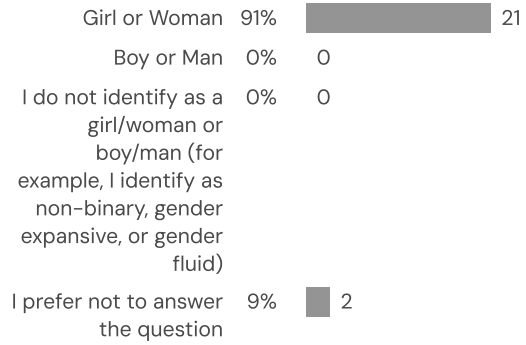




Q.5: Do you speak a language other than English at home most of the time?



Q.6: What is your gender identity?





Pedagogical Effectiveness

Your average

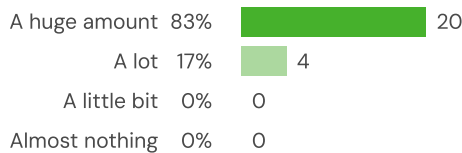
90%

24 responses

School average: **80%** O2M600 - The High School of Fashion Industries

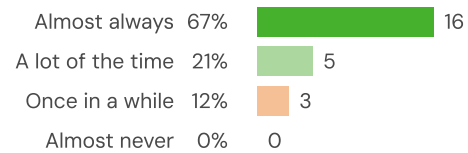
How did people respond?

Q.1: How much does this teacher know about the topic of his/her class?



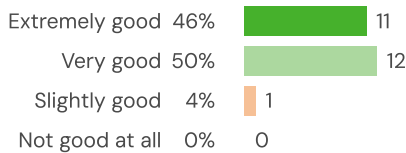
Favorable: **100%**

Q.2: How often does this teacher give you feedback that helps you learn?



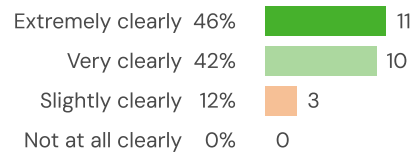
Favorable: **88%**

Q.3: How good is this teacher at minimizing disruptions to learning during class?



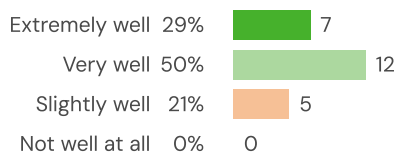
Favorable: **96%**

Q.4: For this class, how clearly does this teacher present the information that you need to learn?



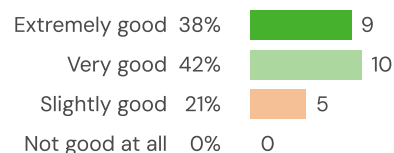
Favorable: **88%**

Q.5: How well can this teacher tell whether or not you understand a topic?



Favorable: **79%**

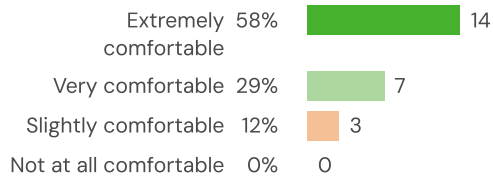
Q.6: How good is this teacher at teaching in the way that you personally learn best?



Favorable: **79%**

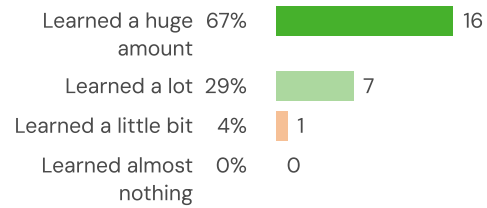


Q.7: How comfortable are you asking this teacher questions about what you are learning in his/her class?



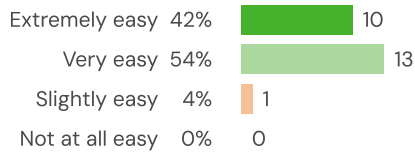
Favorable: **88%**

Q.8: Overall, how much have you learned from this teacher about this subject?



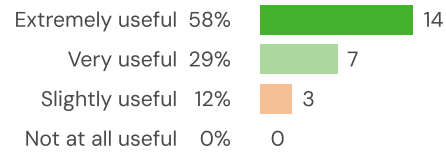
Favorable: **96%**

Q.9: If you need extra help in this class, how easy is it to get the help that you need?



Favorable: **96%**

Q.10: How useful do you think this class will be to you in the future?



Favorable: **88%**



Rigorous Expectations

Your average

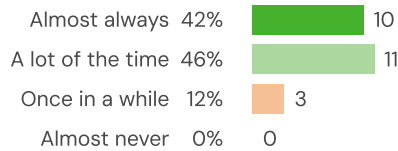
79%

24 responses

School average: **81%** O2M600 - The High School of Fashion Industries

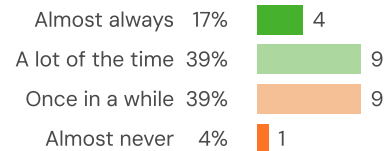
How did people respond?

Q.1: How often does this teacher take time to make sure you understand the material?



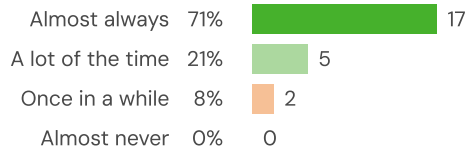
Favorable: **88%**

Q.2: How often does this teacher ask you to explain your answers?



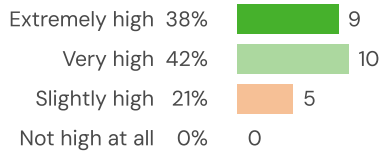
Favorable: **57%**

Q.3: How often does this teacher encourage you to do your best?



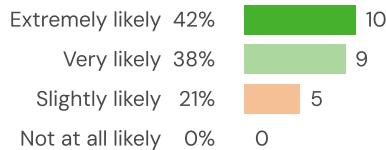
Favorable: **92%**

Q.4: Overall, how high are this teacher's expectations of you?



Favorable: **79%**

Q.5: When you feel like giving up on a difficult task, how likely is it that this teacher will encourage you to keep trying?



Favorable: **79%**



Shared and Inclusive Curriculum

Your average

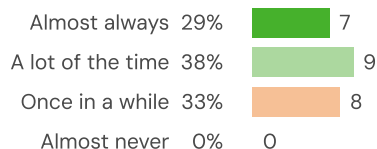
66%

24 responses

School average: **53%** O2M600 - The High School of Fashion Industries

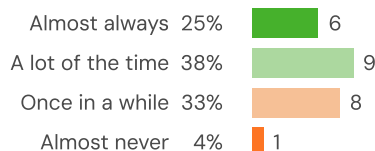
How did people respond?

Q.1: In this class, how often do you learn about people from a variety of races, ethnicities, religions, or cultures?



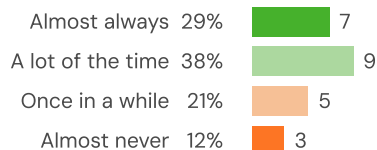
Favorable: **67%**

Q.2: In this class, how often do you learn about people of a variety of genders/gender identities/gender expressions or sexual orientations?



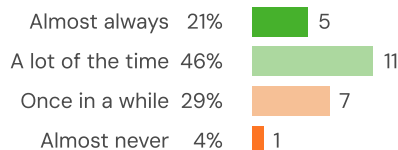
Favorable: **63%**

Q.3: In this class, how often do you see people of your race/ethnicity, culture, or religion reflected in the lessons?



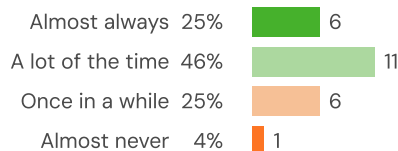
Favorable: **67%**

Q.4: In this class, how often do you see people of your gender/gender identity/gender expression or sexual orientation reflected in the lessons?



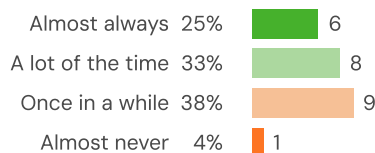
Favorable: **67%**

Q.5: In this class, how often do you see people of other races, ethnicities, religions, or cultures reflected in the lesson?



Favorable: **71%**

Q.6: In this class, how often do you see people of other genders/gender identities/gender expressions or sexual orientations reflected in the lesson?



Favorable: **58%**



Teacher-Student Relationships

Your average

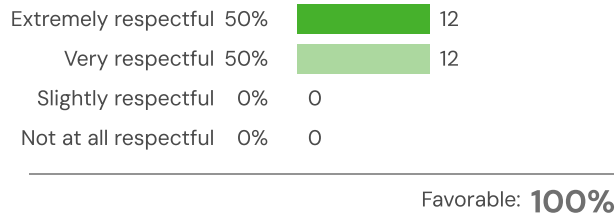
76%

24 responses

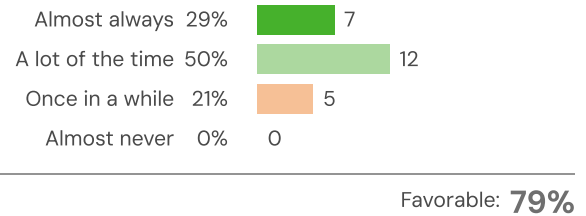
School average: **74%** O2M600 - The High School of Fashion Industries

How did people respond?

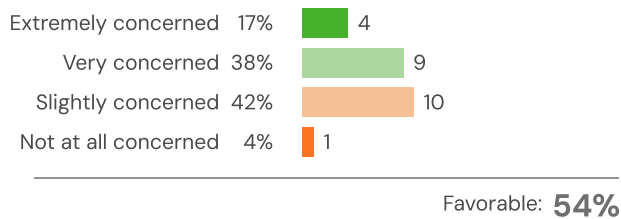
Q.1: How respectful is this teacher towards you?



Q.2: When your teacher asks how you are doing, how often do you feel that your teacher is really interested in your answer?



Q.3: If you walked into class upset, how concerned would your teacher be?



Q.4: How connected do you feel to the teacher in this class?

