



## 02M520 - Murry Bergtraum High School for Business Careers

# Rosa Chavez Gaffney

Grades 6-12  
2023-24 Student Perception Survey



Report created by  
Panorama Education



# Summary

Topic Description	Results	Comparison
<p><b>Classroom Climate</b></p> <p>Perceptions of the overall social and learning climate of the classroom.</p>	<p><b>77%</b></p> <p>▼7</p> <p>since last survey</p>	<p><b>75%</b> O2M600 - The High School of Fashion...</p>
<p><b>Classroom Engagement</b></p> <p>How attentive and invested students are in class.</p>	<p><b>65%</b></p> <p>▼6</p> <p>since last survey</p>	<p><b>48%</b> O2M600 - The High School of Fashion...</p>
<p><b>Pedagogical Effectiveness</b></p> <p>Students' perceptions of the quality of teaching and amount of learning they experience from a particular teacher.</p>	<p><b>87%</b></p>	<p><b>75%</b> O2M600 - The High School of Fashion...</p>
<p><b>Rigorous Expectations</b></p> <p>How much students feel that a specific teacher holds them to high expectations around effort, understanding, persistence and performance in class.</p>	<p><b>87%</b></p> <p>▼2</p> <p>since last survey</p>	<p><b>74%</b> O2M600 - The High School of Fashion...</p>
<p><b>Shared and Inclusive Curriculum</b></p> <p>Perceptions of how diverse and inclusive the content is for the particular course.</p>	<p><b>44%</b></p>	<p><b>48%</b> O2M600 - The High School of Fashion...</p>
<p><b>Teacher-Student Relationships</b></p> <p>How strong the social connection is between teachers and students within and beyond the classroom.</p>	<p><b>68%</b></p>	<p><b>70%</b> O2M600 - The High School of Fashion...</p>

14 responses



# Classroom Climate

Your average

**77%**

14 responses

Change

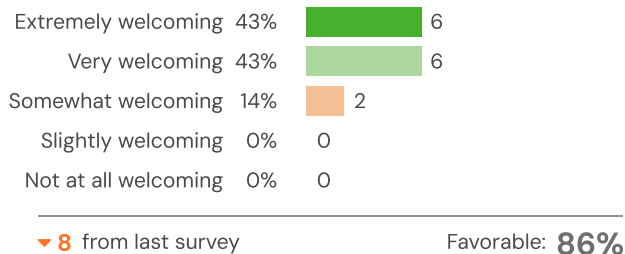
**▼ 7**

since last survey

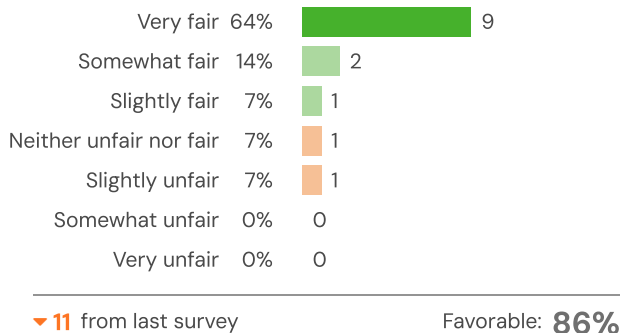
School average: **75%** O2M600 - The High School of Fashion Industries

## How did people respond?

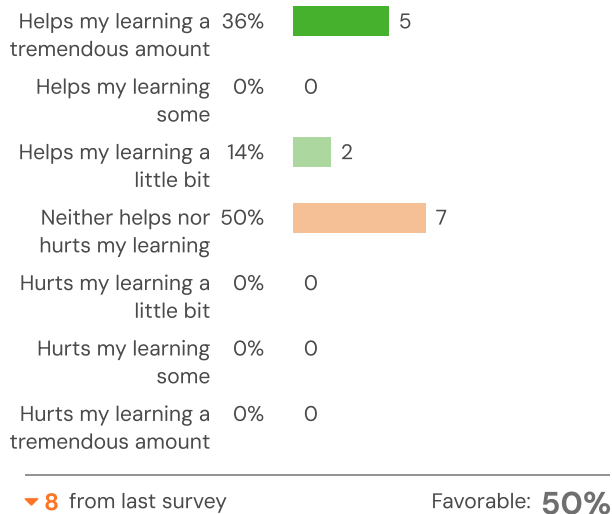
### Q.1: How welcoming does this teacher make the classroom?



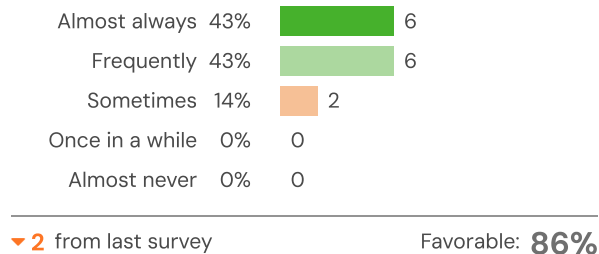
### Q.2: How fair or unfair are the rules for the students in this class?



### Q.3: In this class, how much does the behavior of other students hurt or help your learning?



### Q.4: How often does your teacher seem excited to be teaching your class?





# Classroom Engagement

Your average

**65%**

14 responses

Change

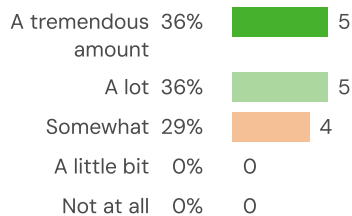
▼ **6**

since last survey

School average: **48%** O2M600 - The High School of Fashion Industries

## How did people respond?

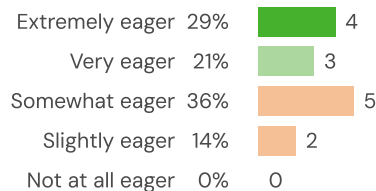
### Q.1: How much do you look forward to learning in this class?



▼ **17** from last survey

Favorable: **71%**

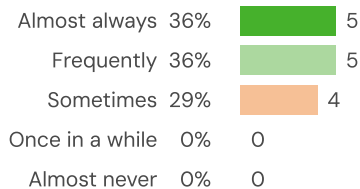
### Q.2: In this class, how eager are you to participate?



▼ **24** from last survey

Favorable: **50%**

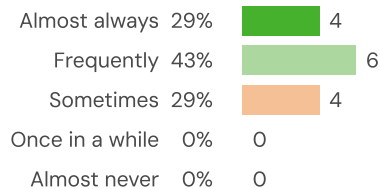
### Q.3: How often do you get so focused on learning during class activities that you lose track of time?



▼ **11** from last survey

Favorable: **71%**

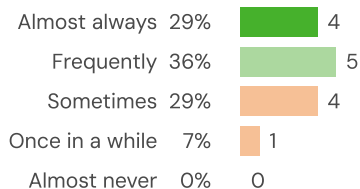
### Q.4: When you are not in class, how often do you talk about ideas from class?



▲ **6** from last survey

Favorable: **71%**

### Q.5: How often do you use ideas from this class in your daily life?



▲ **16** from last survey

Favorable: **64%**

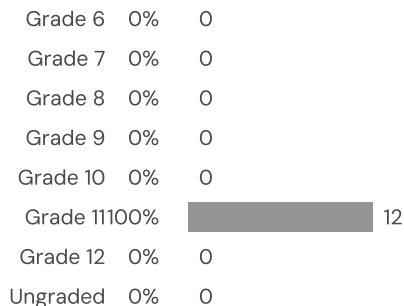


# Demographics


How did people respond?

---

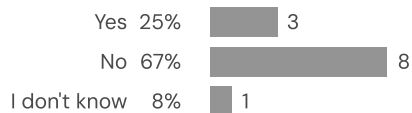
### Q.1: What grade are you in?



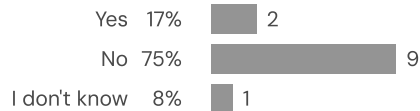
### Q.2: Which of the following best describes your race/ethnicity? Select all that apply.



### Q.3: Do you receive help from a support teacher (for example: speech or resource teacher) at school?

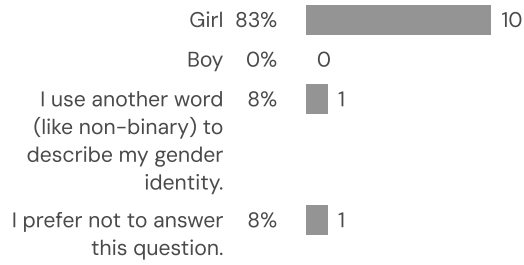


### Q.4: Do you speak a language other than English at home?





Q.5: What is your gender identity?





# Pedagogical Effectiveness

Your average

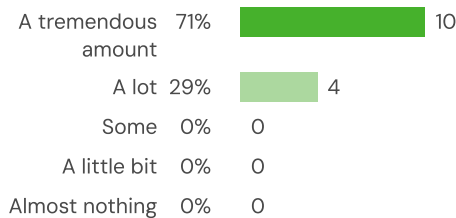
# 87%

14 responses

School average: **75%** O2M600 - The High School of Fashion Industries

## How did people respond?

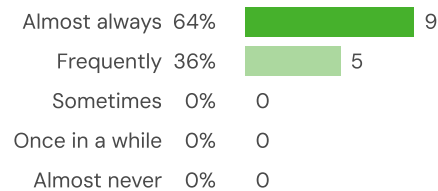
**Q.1: How much does this teacher know about the topic of his/her class?**



▲ 0 from last survey

Favorable: **100%**

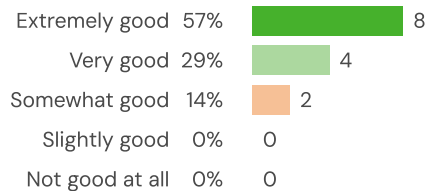
**Q.2: How often does this teacher give you feedback that helps you learn?**



▲ 9 from last survey

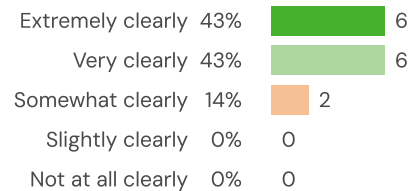
Favorable: **100%**

**Q.3: How good is this teacher at minimizing disruptions to learning during class?**



Favorable: **86%**

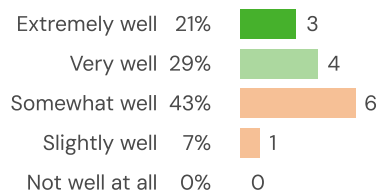
**Q.4: For this class, how clearly does this teacher present the information that you need to learn?**



▼ 5 from last survey

Favorable: **86%**

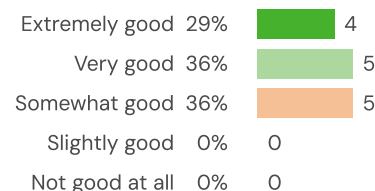
**Q.5: How well can this teacher tell whether or not you understand a topic?**



▼ 35 from last survey

Favorable: **50%**

**Q.6: How good is this teacher at teaching in the way that you personally learn best?**

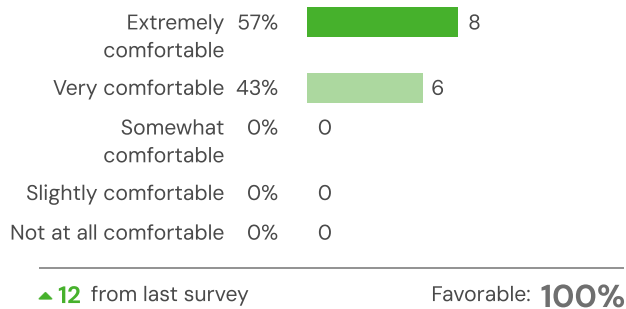


▼ 18 from last survey

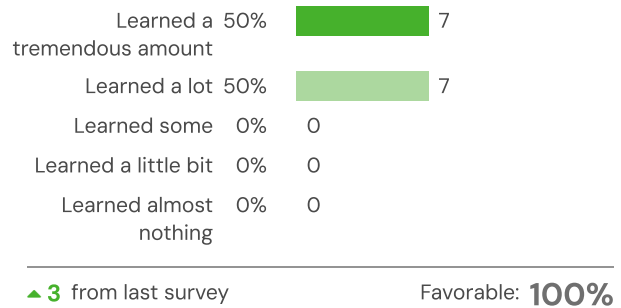
Favorable: **64%**



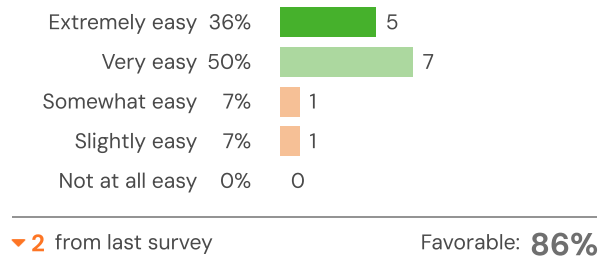
**Q.7: How comfortable are you asking this teacher questions about what you are learning in his/her class?**



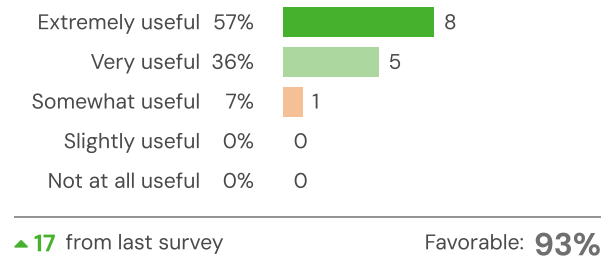
**Q.8: Overall, how much have you learned from this teacher about this subject?**



**Q.9: If you need extra help in this class, how easy is it to get the help that you need?**



**Q.10: How useful do you think this class will be to you in the future?**





# Rigorous Expectations

Your average

**87%**

14 responses

Change

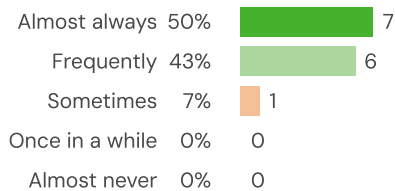
**▼ 2**

since last survey

School average: **74%** O2M600 - The High School of Fashion Industries

## How did people respond?

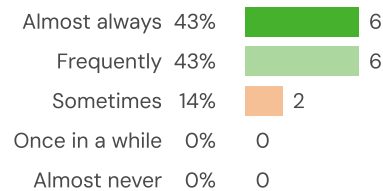
**Q.1: How often does this teacher take time to make sure you understand the material?**



▲ 2 from last survey

Favorable: **93%**

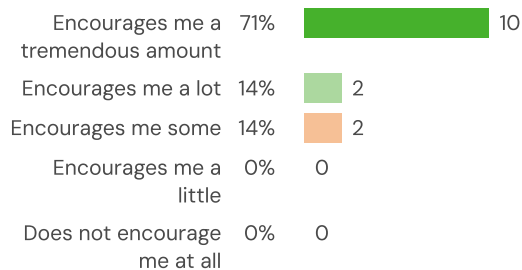
**Q.2: How often does this teacher make you explain your answers?**



▲ 10 from last survey

Favorable: **86%**

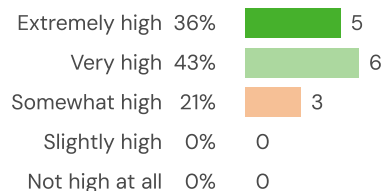
**Q.3: How much does this teacher encourage you to do your best?**



▼ 11 from last survey

Favorable: **86%**

**Q.4: Overall, how high are this teacher's expectations of you?**

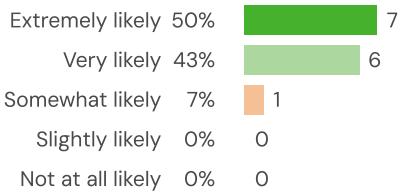


▼ 9 from last survey

Favorable: **79%**



**Q.5: When you feel like giving up on a difficult task, how likely is it that this teacher will make you keep trying?**



▲ 2 from last survey

Favorable: **93%**



# Shared and Inclusive Curriculum

Your average

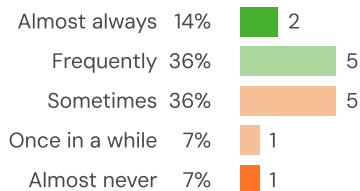
**44%**

14 responses

School average: **48%** O2M600 - The High School of Fashion Industries

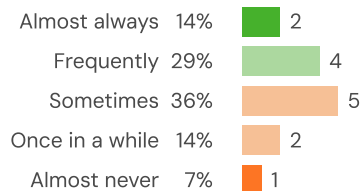
## How did people respond?

**Q.1: In this class, how often do you learn about people from a variety of races, ethnicities, religions, or cultures?**



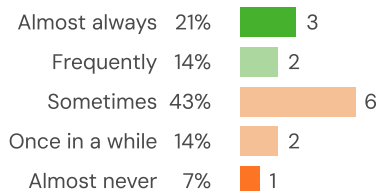
Favorable: **50%**

**Q.2: In this class, how often do you learn about people of a variety of genders, gender identities, gender expressions, or sexual orientations?**



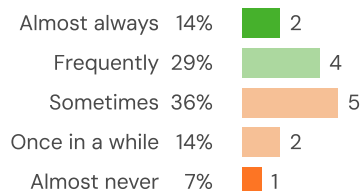
Favorable: **43%**

**Q.3: In this class, how often do you see people of your race/ethnicity, culture, or religion reflected in the lessons?**



Favorable: **36%**

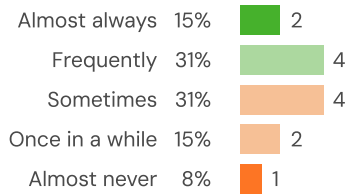
**Q.4: In this class, how often do you see people of your gender/gender identity/gender expression/sexual orientation reflected in the lessons?**



Favorable: **43%**

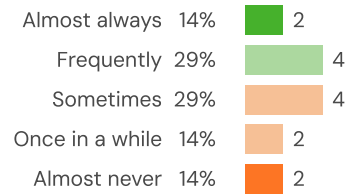


**Q.5: In this class, how often do you see people of other races, ethnicities, religions, or cultures reflected in the lesson?**



Favorable: **46%**

**Q.6: In this class, how often do you see people of other genders/gender identities/gender expressions/sexual orientations reflected in the lesson?**



Favorable: **43%**



# Teacher-Student Relationships

Your average

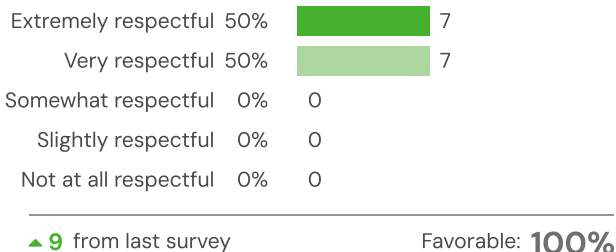
**68%**

14 responses

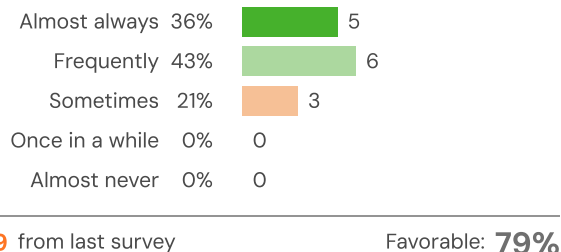
School average: **70%** O2M600 - The High School of Fashion Industries

## How did people respond?

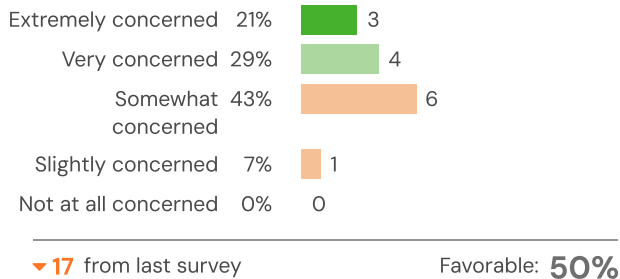
### Q.1: How respectful is this teacher towards you?



### Q.2: When your teacher asks how you are doing, how often do you feel that your teacher is really interested in your answer?



### Q.3: If you walked into class upset, how concerned would your teacher be?



### Q.4: How connected do you feel to the teacher in this class?

