



02M600 - The High School of Fashion Industries

R Chavez Gaffney

Grades 6-12
2021-22 Student Perception Survey



Report created by
Panorama Education



Summary

Topic Description	Results	Comparison
Classroom Climate Perceptions of the overall social and learning climate of the classroom.	91% ▲ 24 since last survey	76% O2M600 - The High School of Fashion...
Classroom Engagement How attentive and invested students are in class.	81% ▲ 19 since last survey	49% O2M600 - The High School of Fashion...
Pedagogical Effectiveness Students' perceptions of the quality of teaching and amount of learning they experience from a particular teacher.	95% ▲ 16 since last survey	80% O2M600 - The High School of Fashion...
Rigorous Expectations How much students feel that a specific teacher holds them to high expectations around effort, understanding, persistence and performance in class.	91% ▲ 13 since last survey	76% O2M600 - The High School of Fashion...
Shared and Inclusive Curriculum Perceptions of how diverse and inclusive the content is for the particular course.	79%	61% O2M600 - The High School of Fashion...
Teacher-Student Relationships How strong the social connection is between teachers and students within and beyond the classroom.	85% ▲ 19 since last survey	68% O2M600 - The High School of Fashion...

41 responses



Classroom Climate

Your average

91%

41 responses

Change

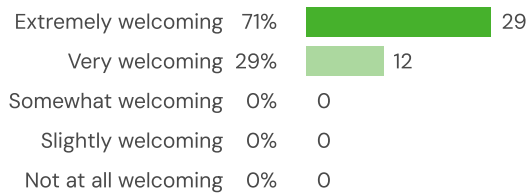
▲ 24

since last survey

School average: **76%** O2M600 - The High School of Fashion Industries

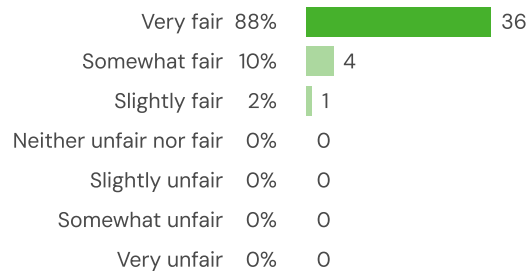
How did people respond?

Q.1: How welcoming does this teacher make the classroom?



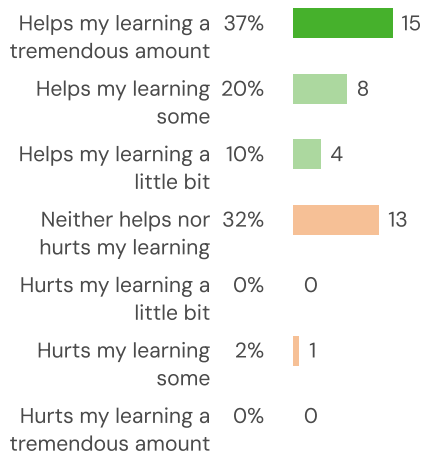
▲ 26 from last survey Favorable: **100%**

Q.2: How fair or unfair are the rules for the students in this class?



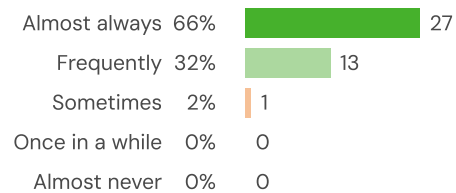
▲ 21 from last survey Favorable: **100%**

Q.3: In this class, how much does the behavior of other students hurt or help your learning?



▲ 34 from last survey Favorable: **66%**

Q.4: How often does your teacher seem excited to be teaching your class?



▲ 14 from last survey Favorable: **98%**



Classroom Engagement

Your average

81%

41 responses

Change

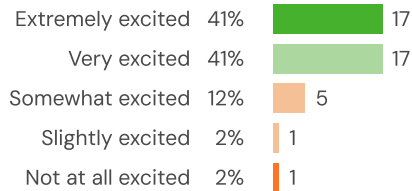
▲ 19

since last survey

School average: **49%** O2M600 - The High School of Fashion Industries

How did people respond?

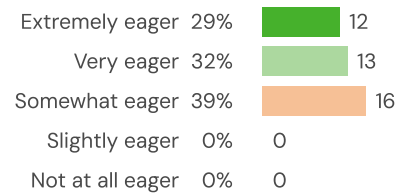
Q.1: How excited are you about going to this class?



▲ 30 from last survey

Favorable: **83%**

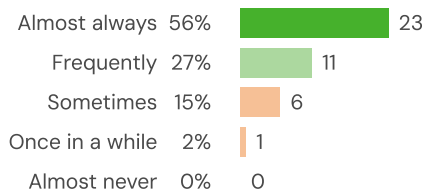
Q.2: In this class, how eager are you to participate?



▲ 5 from last survey

Favorable: **61%**

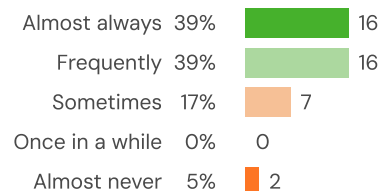
Q.3: How often do you get so focused on class activities that you lose track of time?



▲ 1 from last survey

Favorable: **83%**

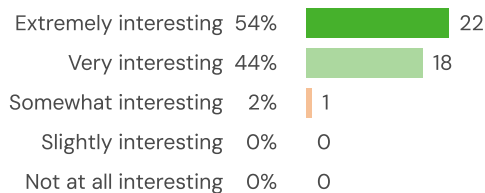
Q.4: When you are not in class, how often do you talk about ideas from class?



▲ 31 from last survey

Favorable: **78%**

Q.5: How interesting does this teacher make what you are learning in class?



▲ 26 from last survey


Favorable: **98%**



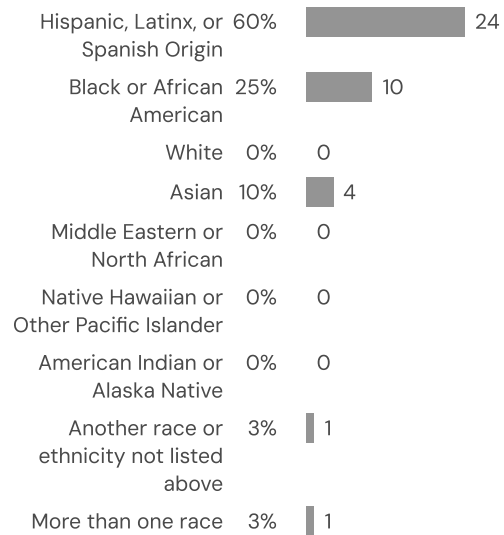
Demographics

How did people respond?

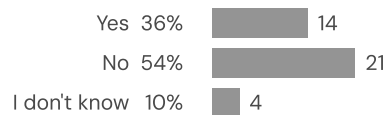
Q.1: What grade are you in?



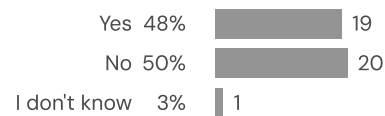
Q.2: Which of the following best describes your race/ethnicity? Select all that apply.



Q.3: Do you receive help from a support teacher (for example: speech or resource teacher) at school?

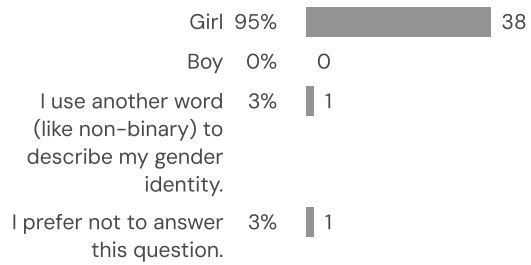


Q.4: Do you speak a language other than English at home?





Q.5: What is your gender identity?





Pedagogical Effectiveness

Your average

95%

41 responses

Change

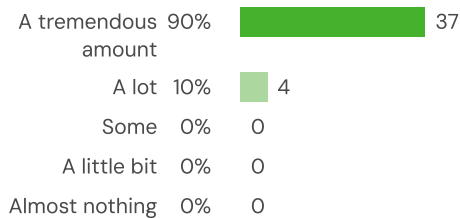
▲ 16

since last survey

School average: **80%** O2M600 - The High School of Fashion Industries

How did people respond?

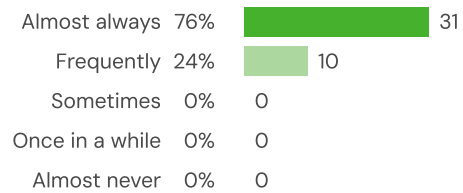
Q.1: How much does this teacher know about the topic of his/her class?



▲ 0 from last survey

Favorable: **100%**

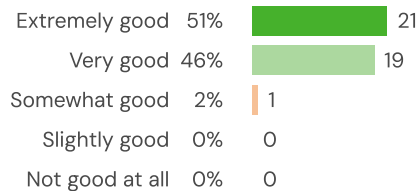
Q.2: How often does this teacher give you feedback that helps you learn?



▲ 17 from last survey

Favorable: **100%**

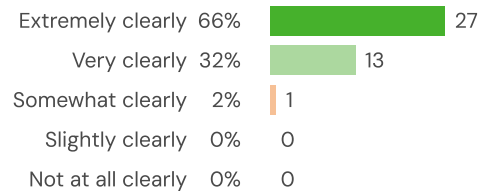
Q.3: During class, how good is this teacher at making sure students do not get out of control?



▲ 9 from last survey

Favorable: **98%**

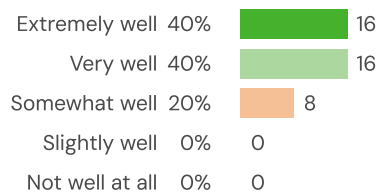
Q.4: For this class, how clearly does this teacher present the information that you need to learn?



▲ 20 from last survey

Favorable: **98%**

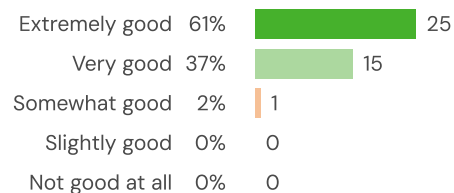
Q.5: How well can this teacher tell whether or not you understand a topic?



▲ 13 from last survey

Favorable: **80%**

Q.6: How good is this teacher at teaching in the way that you personally learn best?

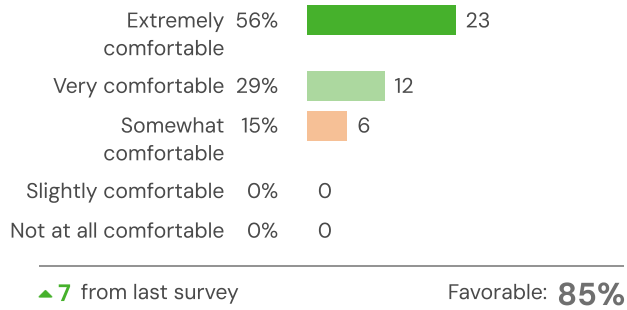


▲ 37 from last survey

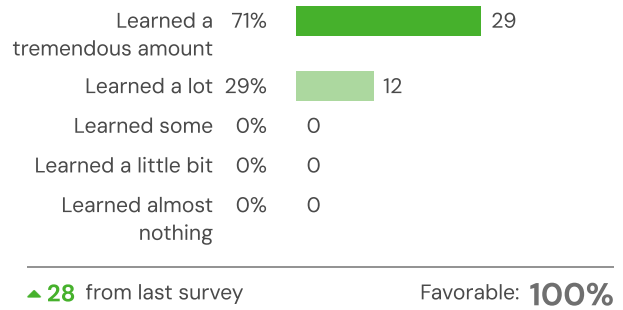
Favorable: **98%**



Q.7: How comfortable are you asking this teacher questions about what you are learning in his/her class?



Q.8: Overall, how much have you learned from this teacher about this subject?





Rigorous Expectations

Your average

91%

41 responses

Change

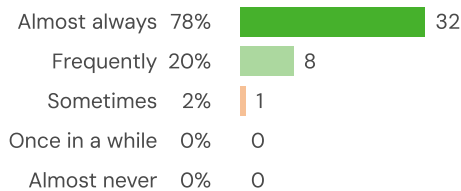
▲ 13

since last survey

School average: **76%** O2M600 - The High School of Fashion Industries

How did people respond?

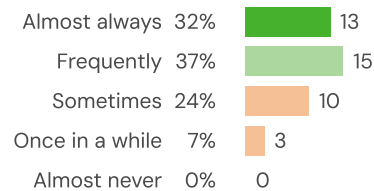
Q.1: How often does this teacher take time to make sure you understand the material?



▲ 14 from last survey

Favorable: **98%**

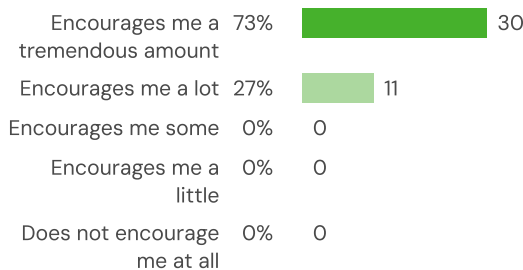
Q.2: How often does this teacher make you explain your answers?



▲ 7 from last survey

Favorable: **68%**

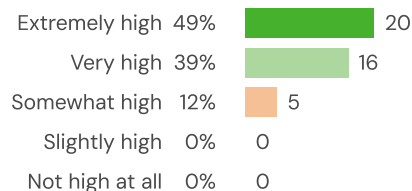
Q.3: How much does this teacher encourage you to do your best?



▲ 16 from last survey

Favorable: **100%**

Q.4: Overall, how high are this teacher's expectations of you?

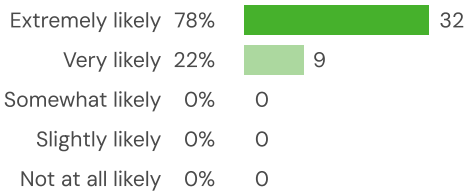


▲ 4 from last survey

Favorable: **88%**



Q.5: When you feel like giving up on a difficult task, how likely is it that this teacher will make you keep trying?



▲ 21 from last survey

Favorable: **100%**



Shared and Inclusive Curriculum

Your average

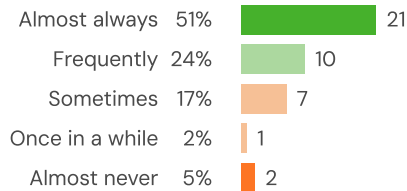
79%

41 responses

School average: **61%** O2M600 - The High School of Fashion Industries

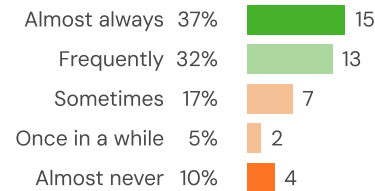
How did people respond?

Q.1: How often does this teacher encourage you to learn about people from a variety of races, ethnicities, religions, or cultures?



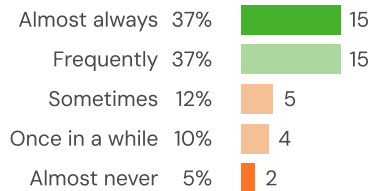
Favorable: **76%**

Q.2: How often does this teacher encourage you to learn about people of a variety of genders, gender expressions, and sexual orientations?



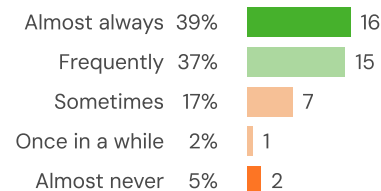
Favorable: **68%**

Q.3: In this class, how often do you see people like you reflected in the lessons?



Favorable: **73%**

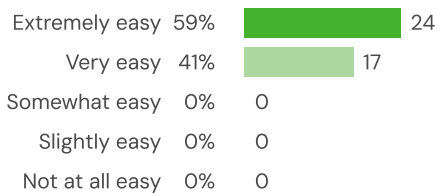
Q.4: In this class, how often do you see people who are different than you reflected in the lessons?



Favorable: **76%**



Q.5: If you need extra help in this class, how easy is it to get the help that you need?



Favorable: **100%**



Teacher-Student Relationships

Your average

85%

41 responses

Change

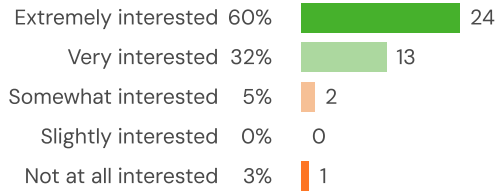
▲ 19

since last survey

School average: **68%** O2M600 - The High School of Fashion Industries

How did people respond?

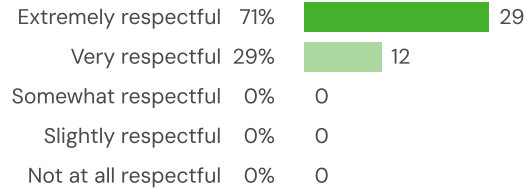
Q.1: If you came back to visit class three years from now, how interested would this teacher be to hear how you're doing?



▲ 21 from last survey

Favorable: **93%**

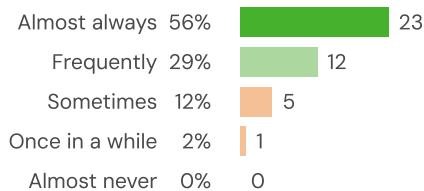
Q.2: How respectful is this teacher towards you?



▲ 11 from last survey

Favorable: **100%**

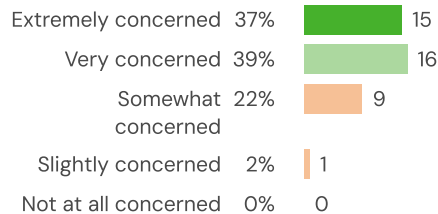
Q.3: When your teacher asks how you are doing, how often do you feel that your teacher is really interested in your answer?



▲ 13 from last survey

Favorable: **85%**

Q.4: If you walked into class upset, how concerned would your teacher be?

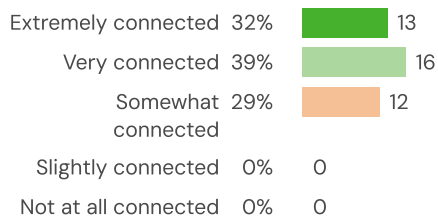


▲ 20 from last survey

Favorable: **76%**



Q.5: How connected do you feel to the teacher in this class?



▲ **32** from last survey

Favorable: **71%**