



02M600 - The High School of Fashion Industries

R Chavez Gaffney

Grades 6-12

2016-17 Student Perception Survey



Report created by
Panorama Education



Summary

Topic Description	Results	Comparison
Classroom Climate Perceptions of the overall social and learning climate of the classroom.	81% ▼ 12 since last survey	75% O2M600 - The High School of Fashion...
Classroom Engagement How attentive and invested students are in class.	70% ▼ 7 since last survey	48% O2M600 - The High School of Fashion...
Pedagogical Effectiveness Students' perceptions of the quality of teaching and amount of learning they experience from a particular teacher.	87% ▼ 5 since last survey	75% O2M600 - The High School of Fashion...
Rigorous Expectations How much students feel that a specific teacher holds them to high expectations around effort, understanding, persistence and performance in class.	80% ▼ 6 since last survey	74% O2M600 - The High School of Fashion...
Teacher-Student Relationships How strong the social connection is between teachers and students within and beyond the classroom.	74% ▼ 5 since last survey	64% O2M600 - The High School of Fashion...

31 responses



Classroom Climate

Your average

81%

31 responses

Change

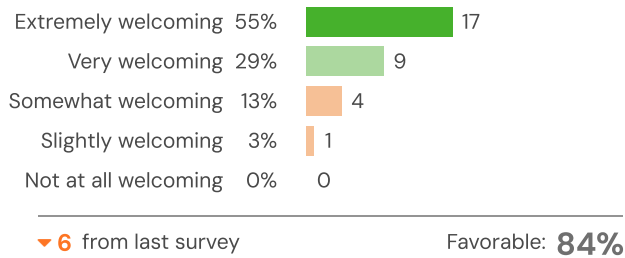
▼ 12

since last survey

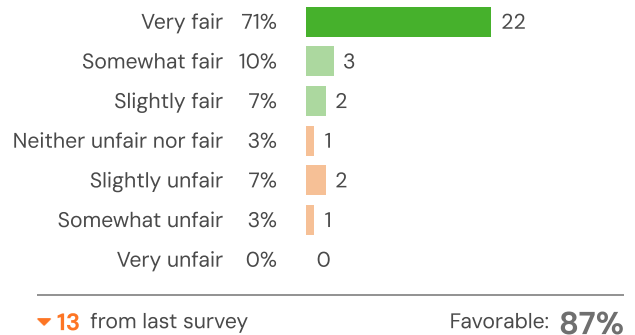
School average: **75%** O2M600 - The High School of Fashion Industries

How did people respond?

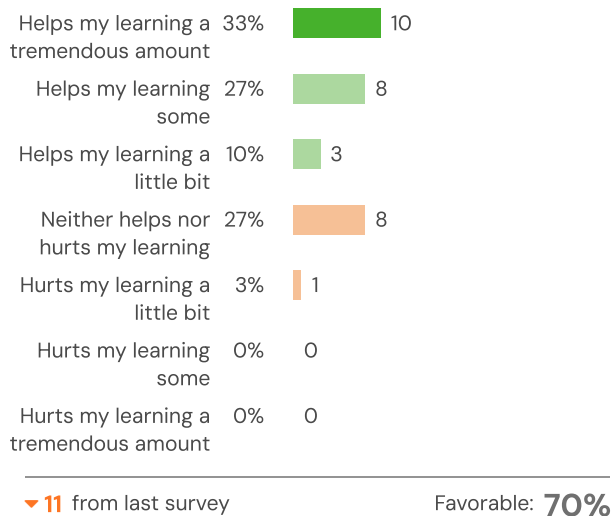
Q.1: How welcoming does this teacher make the classroom?



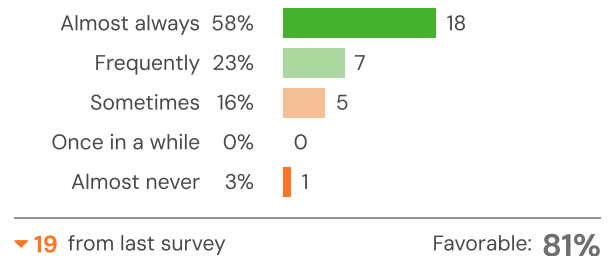
Q.2: How fair or unfair are the rules for the students in this class?



Q.3: In this class, how much does the behavior of other students hurt or help your learning?



Q.4: How often does your teacher seem excited to be teaching your class?





Classroom Engagement

Your average

70%

31 responses

Change

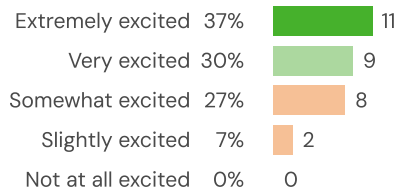
▼ 7

since last survey

School average: **48%** O2M600 - The High School of Fashion Industries

How did people respond?

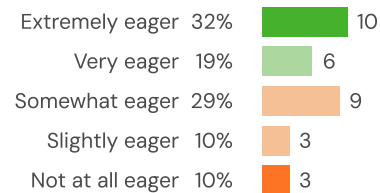
Q.1: How excited are you about going to this class?



▼ 9 from last survey

Favorable: **67%**

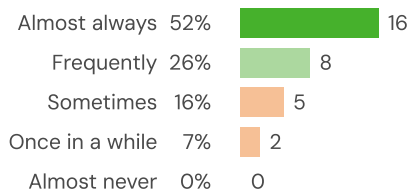
Q.2: In this class, how eager are you to participate?



▼ 5 from last survey

Favorable: **52%**

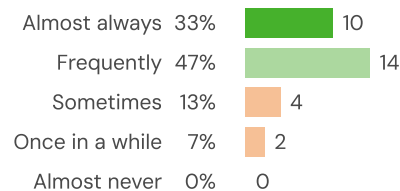
Q.3: How often do you get so focused on class activities that you lose track of time?



▼ 9 from last survey

Favorable: **77%**

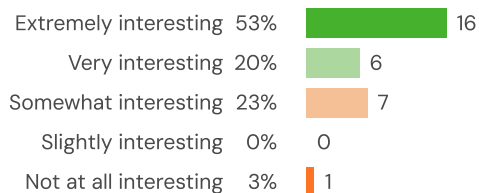
Q.4: When you are not in class, how often do you talk about ideas from class?



▲ 4 from last survey

Favorable: **80%**

Q.5: How interesting does this teacher make what you are learning in class?



▼ 13 from last survey

Favorable: **73%**



Pedagogical Effectiveness

Your average

87%

31 responses

Change

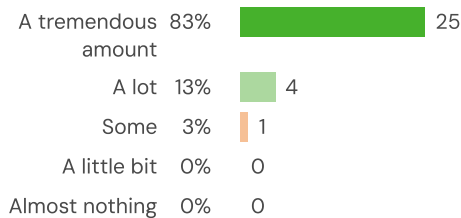
▼ **5**

since last survey

School average: **75%** O2M600 - The High School of Fashion Industries

How did people respond?

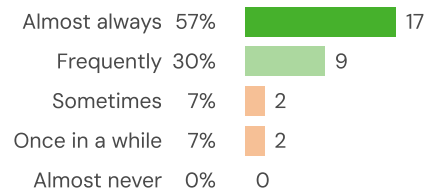
Q.1: How much does this teacher know about the topic of his/her class?



▼ **3** from last survey

Favorable: **97%**

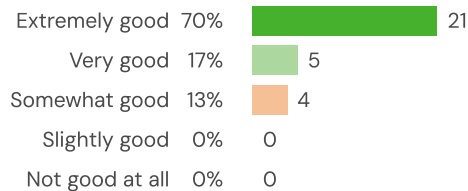
Q.2: How often does this teacher give you feedback that helps you learn?



▼ **13** from last survey

Favorable: **87%**

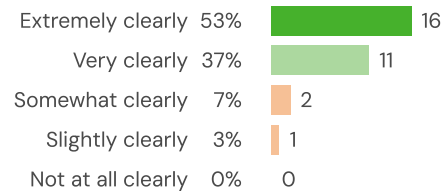
Q.3: During class, how good is this teacher at making sure students do not get out of control?



▼ **8** from last survey

Favorable: **87%**

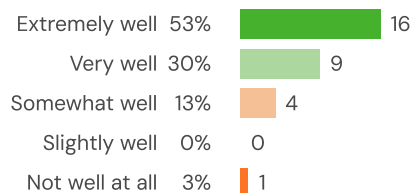
Q.4: For this class, how clearly does this teacher present the information that you need to learn?



▼ **5** from last survey

Favorable: **90%**

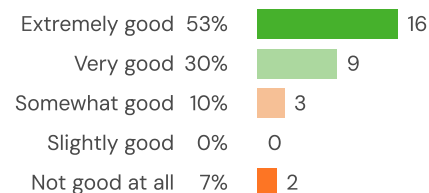
Q.5: How well can this teacher tell whether or not you understand a topic?



▲ **7** from last survey

Favorable: **83%**

Q.6: How good is this teacher at teaching in the way that you personally learn best?

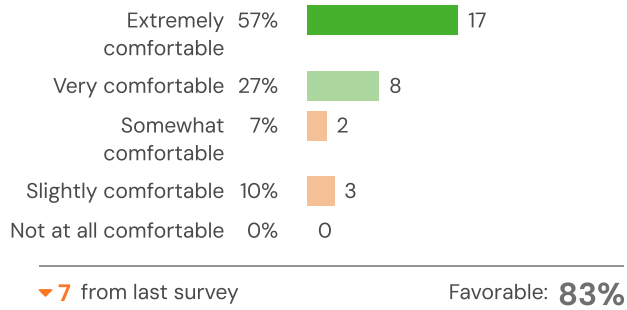


▼ **12** from last survey

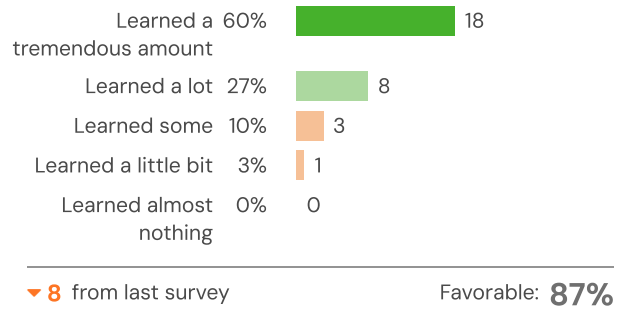
Favorable: **83%**



Q.7: How comfortable are you asking this teacher questions about what you are learning in his/her class?



Q.8: Overall, how much have you learned from this teacher about this subject?





Rigorous Expectations

Your average

80%

31 responses

Change

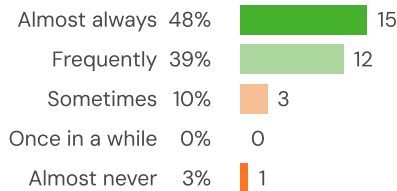
▼ **6**

since last survey

School average: **74%** O2M600 - The High School of Fashion Industries

How did people respond?

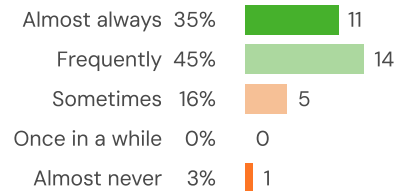
Q.1: How often does this teacher take time to make sure you understand the material?



▼ **13** from last survey

Favorable: **87%**

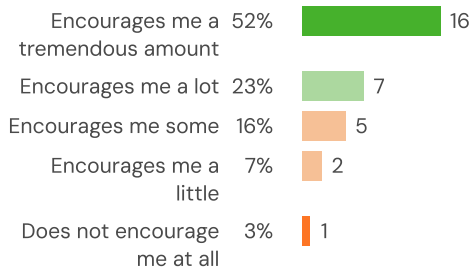
Q.2: How often does this teacher make you explain your answers?



▲ **14** from last survey

Favorable: **81%**

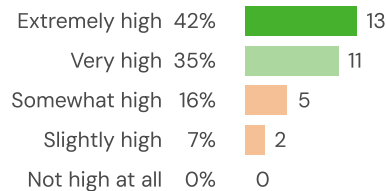
Q.3: How much does this teacher encourage you to do your best?



▼ **16** from last survey

Favorable: **74%**

Q.4: Overall, how high are this teacher's expectations of you?

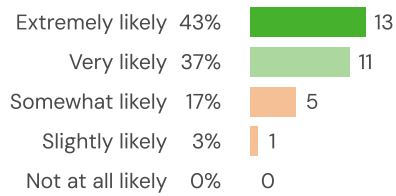


▼ **13** from last survey

Favorable: **77%**



Q.5: When you feel like giving up on a difficult task, how likely is it that this teacher will make you keep trying?



▼ 5 from last survey

Favorable: **80%**



Teacher-Student Relationships

Your average

74%

31 responses

Change

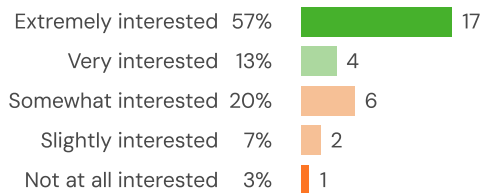
▼ **5**

since last survey

School average: **64%** O2M600 - The High School of Fashion Industries

How did people respond?

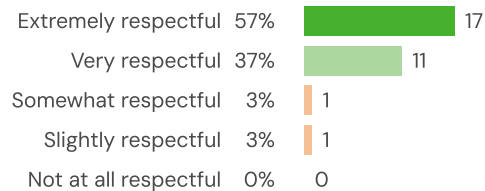
Q.1: If you came back to visit class three years from now, how interested would this teacher be to hear how you're doing?



▼ **16** from last survey

Favorable: **70%**

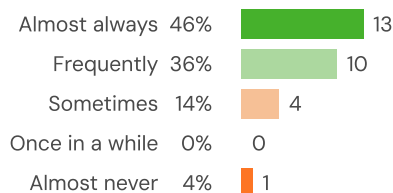
Q.2: How respectful is this teacher towards you?



▼ **7** from last survey

Favorable: **93%**

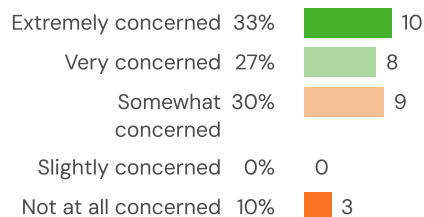
Q.3: When your teacher asks how you are doing, how often do you feel that your teacher is really interested in your answer?



▼ **4** from last survey

Favorable: **82%**

Q.4: If you walked into class upset, how concerned would your teacher be?



▲ **8** from last survey

Favorable: **60%**



Q.5: How connected do you feel to the teacher in this class?

